**cApStAn SA**
Chaussée de La Hulpe 268
1170 Brussels
Belgique
TVA: BE0890600946

# 4. Translation tool - OmegaT: navigation & exercise

## OmegaT

OmegaT is the free and open source (FOSS) Computer-Assisted Translation tool (CAT tool) which will be used to translate, reconcile, adapt and proofread the patient and provider questionnaires.

The software has been customized to enable you to perform your task.

## Install OmegaT

To install OmegaT on your Windows computer, please follow the instructions from the following slides: HERE

The presentation is an **interactive installation tutorial**, in which you will find:

- the link to download and **install OmegaT** 4.2.0
- the instructions to **customize OmegaT**
- the link and instructions to **install AutoHotKey**, a third party tool to allow the user to insert non-breaking spaces

Please note that the current customization is not the final one that will be used in the project. The final installation instructions for the version used in the project will be made available three weeks before the beginning of the project. You may be required to update the customization at the start of the project.

## Access the OmegaT Training package for the first time

The following steps need to be performed only once per OmegaT package: **when you access each package for the first time**.

1. **Download** the OMT Training package from

HERE

2. **Store** the OMT package in a location you will remember on your computer
3. **Import** the OMT package in OmegaT.

To do so:

- Open OmegaT
- Go to **Project>Unpack project from OMT file**

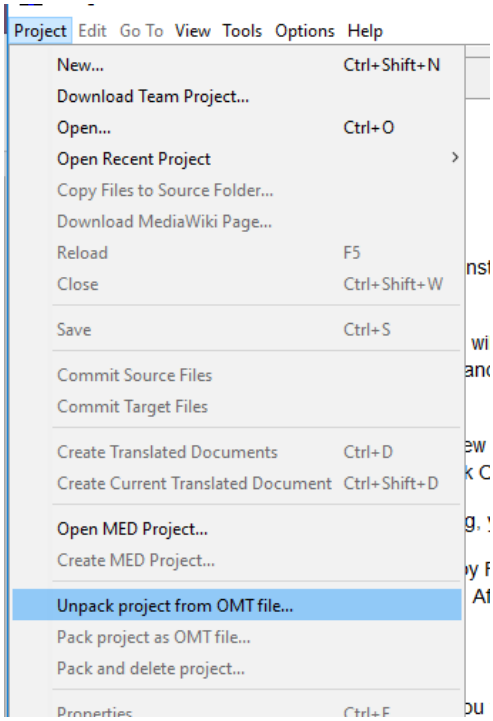


- Navigate to the location where you stored the OMT package. Choose the OMT package and click **Open**.

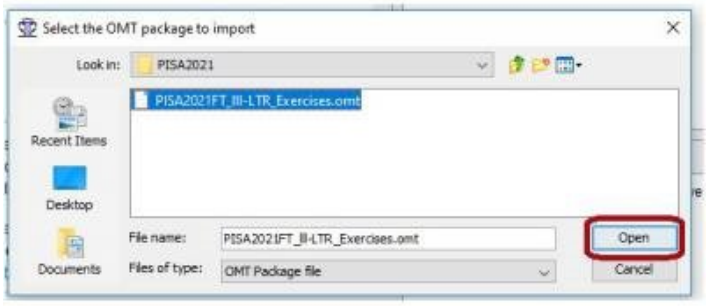


## Access the package after import

Once you have imported a project, the next time you will be able to open it by going to **Project>Open Recent Project**. The project you were working on last (the most recently updated) is the first one in the list.

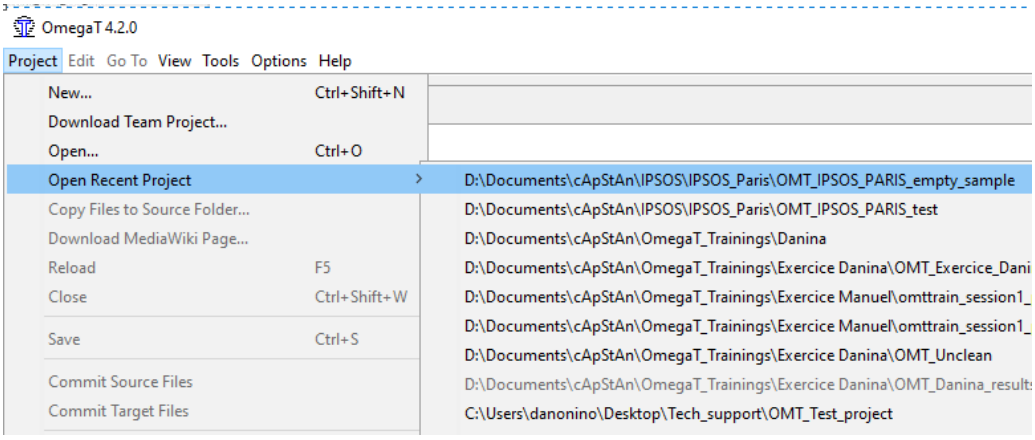


# Navigation

## Navigation between the different panes

When you open OmegaT, you will notice that the screen is split in several panes:

- The **Editor pane** is the main pane in which you will be working
- Translation suggestions from the translation memory will appear in the **Fuzzy Matches pane** as you translate
- The **Glossary pane** will display the definitions of key terms and their equivalent in the target language
- The **Multiple translations pane** will show you if a repeated segment was translated differently



cApStAn SA
Brussels
www.capstan.be

cApStAn Linguistic Quality Control, Inc.
Philadelphia
www.capstaninc.us

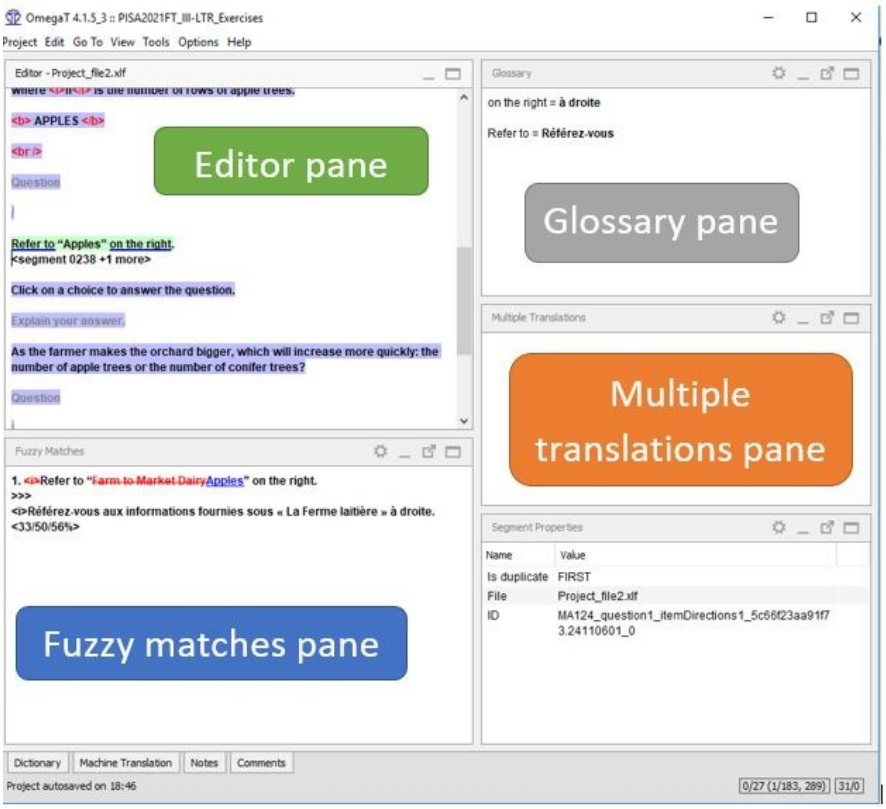


## Navigation between segments

In the editor pane, the active segment is highlighted in green. This is the segment you are working on. When you type or insert a translation, it will appear **below the source text**.

Press the **Enter** key on your keyboard to go to the next segment. A segment can also be activated by **double clicking** on it. It then gets highlighted in green .

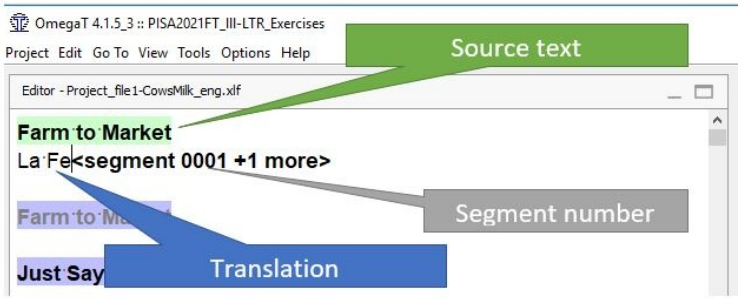
OmegaT 4.1.5_3 :: PISA2021FT_III-LTR_Exercises
Project Edit Go To View Tools Options Help
Source text
Editor - Project_file1-CowsMilk_eng.xlf
Farm to Market
La Fe<segment 0001 +1 more>
Segment number
Translation

In OmegaT, a **color code** will help you find your way around between the different segments:

- Green = the segment you are working on (active segment)
- Blue = untranslated segment
- Grey = translated segment. The translation is displayed below the source text.
- Orange = pre-translated and locked segment.



cApStAn SA
Brussels
www.capstan.be

cApStAn Linguistic Quality Control, Inc.
Philadelphia
www.capstaninc.us

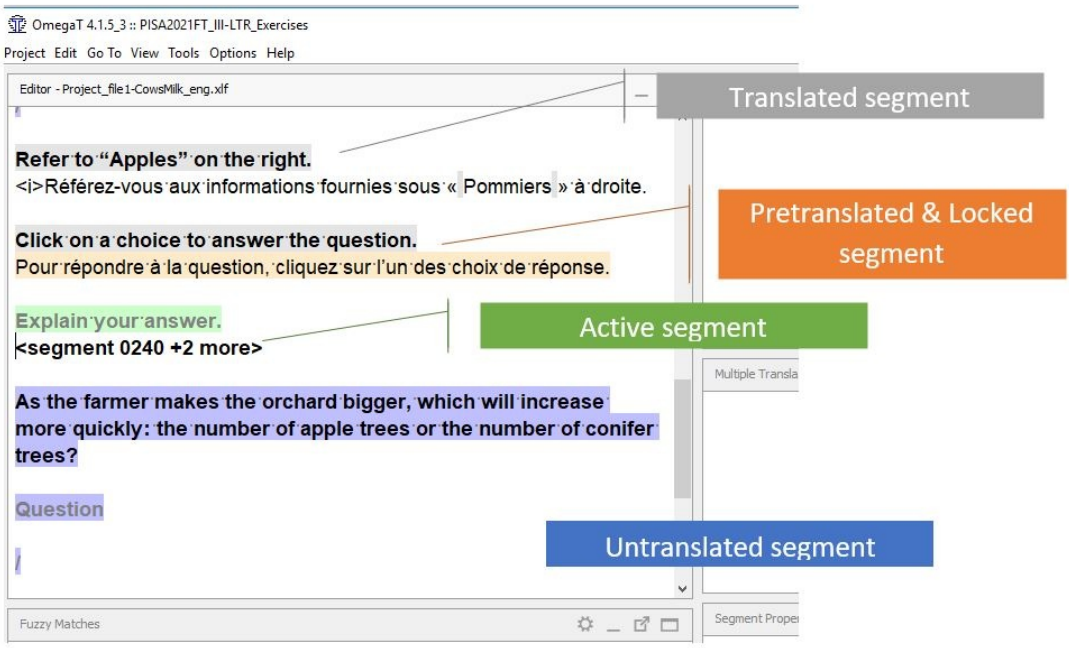
OmegaT 4.1.5_3 :: PISA2021FT_III-LTR_Exercises
Project Edit Go To View Tools Options Help
Editor - Project_file1-CowsMilk_eng.xlf
Translated segment
Refer to "Apples" on the right.
<i>Référez-vous aux informations fournies sous « Pommiers » à droite.
Pretranslated & Locked segment
Click on a choice to answer the question.
Pour répondre à la question, cliquez sur l'un des choix de réponse.
Explain your answer.
<segment 0240 +2 more>
Active segment
Multiple Transla
As the farmer makes the orchard bigger, which will increase more quickly: the number of apple trees or the number of conifer trees?
Question
Untranslated segment
Fuzzy Matches
Segment Prope

## Short OmegaT exercise

1. Download, **install** and **customise OmegaT** following the instructions above
2. Download the **exercise package** and **import** it in OmegaT
3. **Close** OmegaT
4. **Open** OmegaT and **access** the project by going to **Project>Open Recent Project**
5. **Translate** a few segments
6. Notice the **different colors**: segment you are translating, segment already translated and remaining segments
7. **Close** OmegaT

More exercises and a comprehensive user guide will be provided 1 or 2 weeks prior to the start of the translation.
Training webinars will be organised for translators and members of the national team 1 or 2 weeks prior to the start of the translation.